

Portfolio Report

23/04/2021

Mr & Mrs Smith

Blackstone Moregate

Tel: 020 3376 1444 Email: portfolio@blackstonemoregate.com

Contents

- Contents
- Portfolio Summary Total
- Portfolio Summary Table
- Category and Sector Analysis Charts
- Fund/Equity Holdings
- Benefits
- SIPP Analysis
- Important Notes

Portfolio Summary Total

Total Invested*	£1,198,283.11
Current Value	£1,652,506.82
Total Withdrawals*	£251,026.43

*Excludes internal portfolio transfers of contributions and withdrawals between plans.

Mr Smith

Plan	Reference	Current Value	Commenced Date	Premiums/Contributions†	Gain/ (Loss) %	Withdrawals/Income†
Investments						
Discretionary Managed Service						
Neptune Investment Mgt Venture Capital Trust Regulated	34567B	£684.54	04/04/2006	£5,000.00	(86.31)%	£0.00
Octopus Asset Management Venture Capital Trust Regulated	CON87654	£5,772.20	08/08/2008	£5,000.00	15.44%	£0.00
Individual Savings Accounts						
Transact ISA Stocks And Shares	IH00123456	£144,112.23	14/02/2006	£61,930.90	132.70%	£0.00
Unit Trusts/OEICs						
Transact OEIC / Unit Trust	IH00234567	£8,319.05	01/01/2001	£5,919.00	40.55%	£0.00
Pensions						
Personal Pensions						
Aviva s226 RAC	UF1234567	£15,918.87	19/03/1985	£2,000.00	695.94%	£0.00
Axa Sun Life s226 RAC	D345678	£33,332.65	19/03/1985	£2,500.00	1,233.31%	£0.00
NPI Personal Pension Plan	L6789X/000	£24,328.69	05/04/1989	£9,075.35	168.07%	£0.00
Prudential s226 RAC	678GB890	£24,861.94	19/03/1985	£2,000.00	1,143.10%	£0.00
Transact SIPP	IH00567890	£609,006.10	25/09/2014	£477,670.73	52.49%	£119,409.83
Transact SIPP	IH00567891	£89,611.96	21/05/2015	£93,000.00	27.63%	£29,079.31
Transact SIPP	IH0567892	£1,000.00	22/03/2021	£1,000.00	0.00%	£0.00

Mrs Smith

Plan	Reference	Current Value	Commenced Date	Premiums/Contributions†	Gain/ (Loss) %	Withdrawals/Income†
Investments						
Discretionary Managed Service						
Mobeus Equity Partners Venture Capital Trust Regulated	34567B	£7,299.80	04/04/2006	£10,000.00	(27.00)%	£0.00
Endowments						
Prudential Endowment	456HB789	£40,631.00	26/07/1983	£9,060.00	348.47%	£0.00
Individual Savings Accounts						
Transact ISA Stocks And Shares	IH00987654	£173,152.71	01/01/2001	£99,423.20	74.16%	£0.00
Unit Trusts/OEICs						
Transact OEIC / Unit Trust	IH00876543	£952.16	01/01/2001	£5,661.41	0.88%	£4,759.30
Pensions						
Personal Pensions						
NPI Personal Pension Plan	BX5678D	£15,182.85	16/01/1995	£6,298.09	141.07%	£0.00
Prudential s226 RAC	678JB910	£9,905.91	19/03/1985	£800.00	1,138.24%	£0.00
Transact Personal Pension Plan	IH00654321	£370,947.81	01/10/2014	£323,217.32	39.64%	£80,400.31
Transact SIPP	IH00654322	£67,855.42	21/04/2015	£74,750.00	20.39%	£22,136.98
Transact SIPP	IH00654323	£746.25	22/03/2021	£750.00	(0.50)%	£0.00

Mr & Mrs Smith

Plan	Reference	Current Value	Commenced Date	Premiums/ Contributions†	Gain/ (Loss) %	Withdrawals/ Income†
Investments						
Unit Trusts/OEICs						
Fidelity FundsNetwork OEIC / Unit Trust	MAJA123456	£1,041.23	24/03/2021	£1,001.00	4.02%	£0.00
Transact OEIC / Unit Trust	IH00234567	£5,738.52	01/01/2001	£5,663.23	1.33%	£0.00
Transact OEIC / Unit Trust	IH00345678	£2,104.94	01/01/2001	£1,322.24	59.20%	£0.00
Whole Of Life (WOL)						
Legal & General Whole Of Life	0123456-5		24/09/2010	£0.00		£0.00

†Includes contributions and withdrawals between plans but excludes transfers between sub plans.

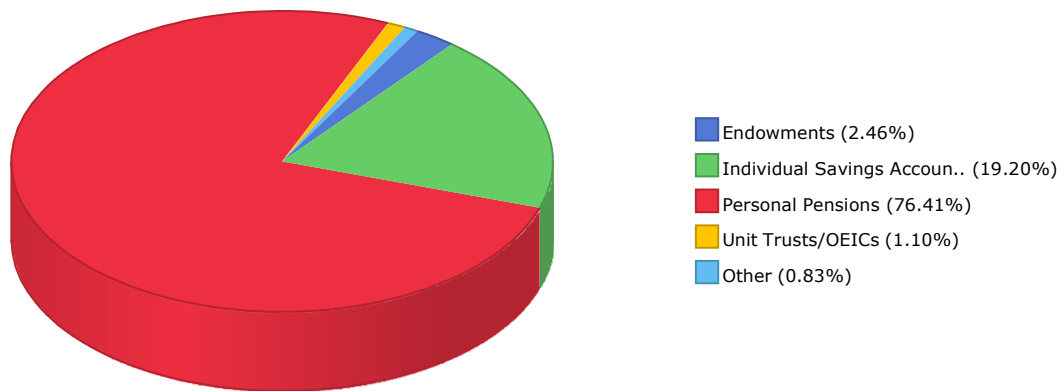
Category and Sector Analysis Charts

Category Analysis

Product Category	Valuation
Personal Pensions	£1,262,698.45
Individual Savings Accounts	£317,264.94
Endowments	£40,631.00

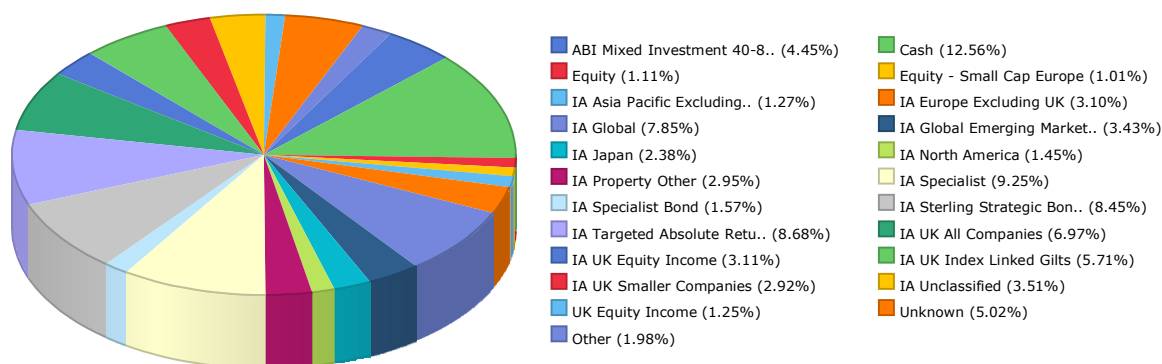
Product Category	Valuation
Unit Trusts/OEICs	£18,155.90
Discretionary Managed Service	£13,756.54

Total £1,652,506.83



Sector Analysis

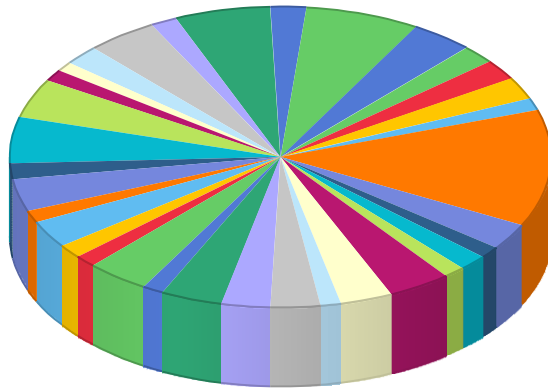
Sector	Valuation	Sector	Valuation
Cash	£207,597.69	IA UK Smaller Companies	£48,195.92
IA Specialist	£152,881.55	IA Japan	£39,364.98
IA Targeted Absolute Return	£143,483.55	IA Specialist Bond	£26,008.19
IA Sterling Strategic Bond	£139,708.67	IA North America	£23,899.17
IA Global	£129,716.98	IA Asia Pacific Excluding Japan	£20,979.59
IA UK All Companies	£115,252.31	UK Equity Income	£20,580.05
IA UK Index Linked Gilts	£94,364.85	Equity	£18,370.36
Unknown	£82,942.49	Equity - Small Cap Europe	£16,714.50
ABI Mixed Investment 40-85% Shares	£73,612.94	ABI Unclassified	£15,150.12
IA Unclassified	£58,026.66	Absolute Return	£7,299.80
IA Global Emerging Markets	£56,757.48	Currency - Sterling	£4,757.85
IA UK Equity Income	£51,431.77	IA Short Term Money Market	£3,704.73
IA Europe Excluding UK	£51,272.08	IA Mixed Investment 40-85% Shares	£1,041.23
IA Property Other	£48,706.77	VCT Generalist	£684.54
		Total	£1,652,506.82



Fund/Equity Holdings

Fund Analysis

Holding Name	Valuation	Holding Name	Valuation
Cash	£207,597.69	Premier Miton EuOpp B A£	£21,157.61
Vanguard UKInflLkdGltId A£	£94,364.85	Fidelity Index Pacific ex Jap P Acc	£20,979.59
Slater Growth P Acc	£82,307.44	Natixis LS U.S. Eq Ldrs N/A GBP	£20,953.50
TwentyFour Dyn Bd I NetAcc£	£69,953.56	Fidelity Index Emg Mkts P Acc	£20,782.34
Smith & Williamson GblGld&Res B Inc	£69,502.63	The CtyofLdn IT Ord	£20,580.05
Invesco Global Equity (UK) Acc	£62,441.17	Invesco UK Sm CosEqUK Acc	£20,269.29
Ninety One GblEnvnt I	£61,739.27	Threadneedle (L)PanEurpSC 1G A£	£16,714.50
Aegon Gbl Eqty Mrk Net C Acc GBP	£61,178.03	Aviva ULP MI(40-85% Sh)(NU) Pn	£15,918.87
JPM Gbl Macro Opps C Acc	£60,548.92	NPI With Profit S1	£15,150.12
Royal London Cash Plus Y Acc	£57,709.79	HSBCMSCIChinaAInclUETF	£13,141.66
Invesco Income & Growth (UK) Inc	£51,431.77	LF Lindsell Train UK Equity Acc	£11,404.23
iShares Gbl PrpSecEqIndx(UK) D A	£48,706.77	Invesco UK Opp (UK) Acc	£10,275.13
Janus Henderson SgBd I A	£48,300.39	Mobius Income & Growth VCT plc	£7,299.80
Polar Capital GblInsncr I Acc GBP	£48,188.87	Invesco UK Eq Inc (UK) Acc	£6,092.21
Current Value	£46,403.20	Invesco Gbl Sm Cos UK Acc	£5,536.54
Baillie Gifford Japanese B Acc	£39,364.98	Schroder UK Equity A Acc	£5,173.30
Baillie Gifford Emg Mkts Gth B Acc	£35,975.14	SSgA £ Liq LVNAV Inst Stable NAV	£4,757.85
VT RM Alt Inc F A £	£35,190.05	Aviva PLC Ord 25P	£3,829.12
Transfer Value	£34,767.85	Fidelity Cash W Inc GBP	£3,704.73
Av Managed AP 3 Acc	£33,332.65	Invesco US Equity (UK) Acc	£2,945.67
Fidelity Index Europe ex UK P Acc	£28,063.33	Allianz European Eq Inc A Acc	£2,051.14
Schroder UK Smaller Companies A Acc	£27,926.63	Orange (ORA.PA)	£1,771.44
TwentyFour MonumtBd I NetAcc£	£26,008.19	BT Group PLC Ord 5P	£1,399.58
NPI Managed Pn S1/2 Acc	£24,361.42	Baillie Gifford Managed B Acc	£1,041.23
BNY Mellon Real Rtn I W Acc	£21,756.60	Calculus VCT PLC ORD 1P	£684.54
Nomura Gbl Dynmc Bd I Hdg GBP	£21,454.72	Fidelity Inst UK Gilt Acc	£316.87
		Total	£1,652,506.82



- Aegon Gbl Eqty Mrk Net C... (3.70%)
- Av Managed AP 3 Acc (2.02%)
- Baillie Gifford Emg Mkts .. (2.18%)
- Baillie Gifford Japanese .. (2.38%)
- BNY Mellon Real Rtn I W A.. (1.32%)
- Cash (12.56%)
- Current Value (2.81%)
- Fidelity Index Emg Mkts P.. (1.26%)
- Fidelity Index Europe ex .. (1.70%)
- Fidelity Index Pacific ex.. (1.27%)
- Invesco Global Equity (UK).. (3.78%)
- Invesco Income & Growth (... (3.11%)
- Invesco UK Sm CosEqUK Acc (1.23%)
- iShares Gbl PrpSecEqIndx(.. (2.95%)
- Janus Henderson SgBd I A (2.92%)
- JPM Gbl Macro Opps C Acc (3.66%)
- Natixis LS U.S. Eq Ldrs N.. (1.27%)
- Ninety One GblEnvnt I (3.74%)
- Nomura Gbl Dynmc Bd I Hdg.. (1.30%)
- NPI Managed Pn S1/2 Acc (1.47%)
- Polar Capital GblInsrnc I.. (2.92%)
- Premier Miton EuOpp B AE (1.28%)
- Royal London Cash Plus Y .. (3.49%)
- Schroder UK Smaller Compa.. (1.69%)
- Slater Growth P Acc (4.98%)
- Smith & Williamson GblGld.. (4.21%)
- The CtyofLdn IT Ord (1.25%)
- Threadneedle (L)PanEurpSC.. (1.01%)
- Transfer Value (2.10%)
- TwentyFour Dyn Bd I NetAc.. (4.23%)
- TwentyFour MonumBd I Net.. (1.57%)
- Vanguard UKInflLkdGltId A.. (5.71%)
- VT RM Alt Inc F A £ (2.13%)
- Other (6.81%)

Benefits

Mrs Smith

Plan	Cover Type	Life Cover	Critical Illness	PHI	Family Benefit
Legal & General Whole Of Life - 013651038-5		£500,000.00	£0.00		
Prudential Endowment - 408HB913		£7,800.00	£0.00		
	Sub-Total	£507,800.00	£0.00	£0.00	£0.00

Mr Smith

Plan	Cover Type	Life Cover	Critical Illness	PHI	Family Benefit
Legal & General Whole Of Life - 013651038-5		£500,000.00	£0.00		
	Sub-Total	£500,000.00	£0.00	£0.00	£0.00
	Total	£507,800.00	£0.00	£0.00	£0.00

SIPP Analysis

Mr Smith

Overview

Provider / Product	Reference	Valuation
Transact SIPP	IH00123456	£609,006.10
Transact SIPP	IH00234567	£89,611.96
Transact SIPP	IH00345678	£1,000.00
Total		£699,618.05

SIPP Breakdown

Plan	Reference	Current Value	Gain / Loss
Transact SIPP	IH00123456	£609,006.10	52.49%
		£609,006.10	52.49%
Transact SIPP	IH00234567	£89,611.96	27.63%
		£89,611.96	27.63%
Transact SIPP	IH00345678	£1,000.00	0.00%
		£1,000.00	0.00%

Transact SIPP and Sub Plans

Transact SIPP

Transact SIPP and Sub Plans

Transact SIPP

Transact SIPP and Sub Plans

Transact SIPP

Mrs Smith

Overview

Provider / Product	Reference	Valuation
Transact SIPP	IH00987654	£67,855.42
Transact SIPP	IH00876543	£746.25
Total		£68,601.67

SIPP Breakdown

Plan	Reference	Current Value	Gain / Loss
Transact SIPP	IH00987654	£67,855.42	20.39%
		£67,855.42	20.39%
Transact SIPP	IH00876543	£746.25	(0.50)%
		£746.25	(0.50)%

Transact SIPP and Sub Plans

Transact SIPP

Transact SIPP and Sub Plans

Transact SIPP

Important Notes

Where shown, current values are based on the published bid price of units at the most recent valuation date.

Where funds are shown, units allocated within a fund are based on the last available unit allocation statement provided by the provider. Should any encashment of units or income have been drawn from the fund, or in the case of policies with regular premiums, any additional investments made, then the number of units may not be correct.

Where investments are in currencies other than sterling, all values displayed are in sterling at the currency conversion rate when last updated.

For policies with more than one premium that have only been recently commenced, the current values shown are only accrued, they may not represent the actual encashment value of the units.

Depending on your tax position, and the policies and investments you own, Income or Capital Gains Tax may be payable on encashment of some or all of your policies or investments. For further advice on Taxation please contact us.

Internal transfers of contributions and withdrawals between plans linked in the portfolio are not displayed in the Portfolio Summary Total, in order to avoid artificially inflating the portfolio amount invested and withdrawn with internal portfolio transfers. These internal transfers are included throughout the rest of the report and all plan details as well as growth figures take account of internal portfolio transfers.